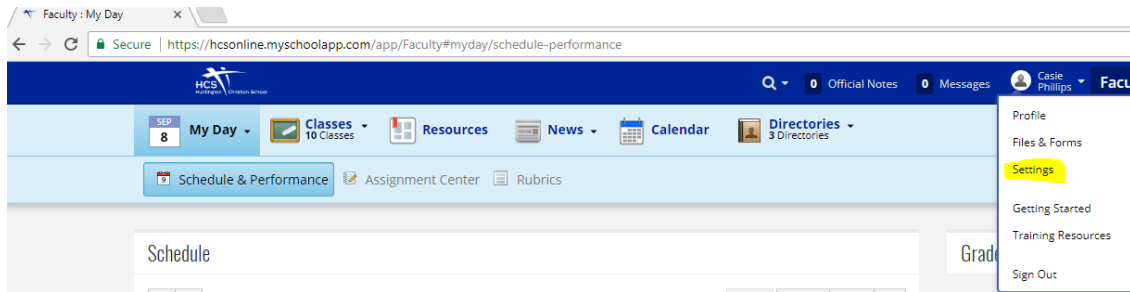
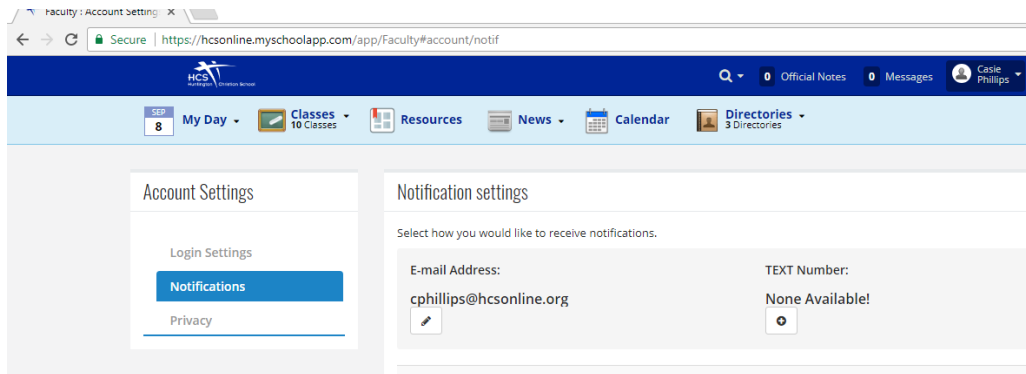


## How to Set Notification Settings for HCS Teams

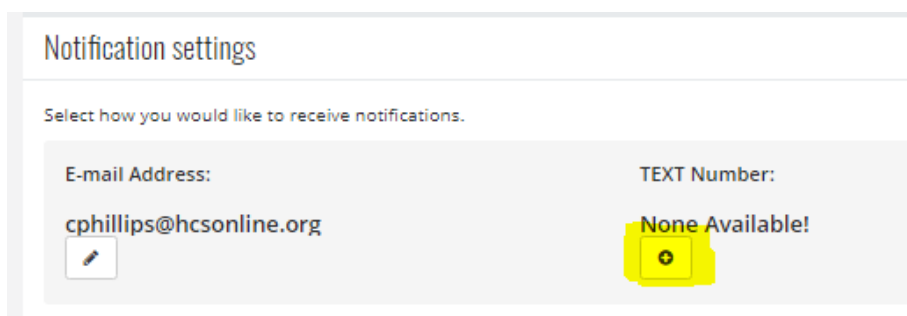
- 1) At the top right corner under your name, click on Settings.



- 2) Left side of the screen, click on Notifications.



- 3) If you want to receive text, click on add number and input cell phone number.



- 4) Messages is where carpools will be set up for games. It is a group message for parents to volunteer to drive and see who is driving. Choose if and how you want notifications.

Type	Setup	E-mail	Text
Messages		<input checked="" type="checkbox"/>	<input checked="" type="checkbox"/>

- 5) Scroll through the list and choose what you want to be notified on and how you want to be notified. You can click on Setup Options to make your own settings for practice and game reminders.

Type	Setup	E-mail	Text
Messages		<input checked="" type="checkbox"/>	<input checked="" type="checkbox"/>
Assignment Added		<input type="checkbox"/>	<input type="checkbox"/>
Announcement Posted	<a href="#">Setup Options</a>	<input type="checkbox"/>	<input type="checkbox"/>
Game Added		<input checked="" type="checkbox"/>	<input checked="" type="checkbox"/>
Game Changed		<input checked="" type="checkbox"/>	<input checked="" type="checkbox"/>
Game Reminder	<a href="#">Setup Options</a>	<input type="checkbox"/>	<input type="checkbox"/>
Game Result Posted		<input type="checkbox"/>	<input type="checkbox"/>
Game Schedule Published		<input checked="" type="checkbox"/>	<input checked="" type="checkbox"/>
Practice Added		<input checked="" type="checkbox"/>	<input checked="" type="checkbox"/>
Practice Changed		<input checked="" type="checkbox"/>	<input checked="" type="checkbox"/>
Practice Reminder	<a href="#">Setup Options</a>	<input type="checkbox"/>	<input type="checkbox"/>
Practice Schedule Published		<input checked="" type="checkbox"/>	<input checked="" type="checkbox"/>
News Posted	<a href="#">Setup Options</a>	<input type="checkbox"/>	<input type="checkbox"/>
Bulk E-mail		<input checked="" type="checkbox"/>	

No bulk e-mail available to receive.

- 6) You can also go to Setup Options for Announcements and News. You can click on Athletics or any other school groups you would like notifications.

Type	Setup	E-mail	Text
Messages		<input type="checkbox"/>	<input type="checkbox"/>
Assignment Added		<input type="checkbox"/>	<input type="checkbox"/>
Announcement Posted	<a href="#">Setup Options</a>	<input type="checkbox"/>	<input type="checkbox"/>
Game Added		<input type="checkbox"/>	<input type="checkbox"/>
Game Changed		<input type="checkbox"/>	<input type="checkbox"/>
Game Reminder	<a href="#">Setup Options</a>	<input type="checkbox"/>	<input type="checkbox"/>
Game Result Posted		<input type="checkbox"/>	<input type="checkbox"/>
Game Schedule Published		<input type="checkbox"/>	<input type="checkbox"/>
Practice Added		<input type="checkbox"/>	<input type="checkbox"/>
Practice Changed		<input type="checkbox"/>	<input type="checkbox"/>
Practice Reminder	<a href="#">Setup Options</a>	<input type="checkbox"/>	<input type="checkbox"/>
Practice Schedule Published		<input type="checkbox"/>	<input type="checkbox"/>
News Posted	<a href="#">Setup Options</a>	<input type="checkbox"/>	<input type="checkbox"/>
Bulk E-mail		<input checked="" type="checkbox"/>	

No bulk e-mail available to receive.

Notification Options

General Categories

My Groups

Academics  Activity  Advisory

Athletics  Community  Roles

My Child's Groups

Academics  Activity  Advisory

Athletics  Community  Roles